

CHRIS
MOSLEY

PROJECT COST



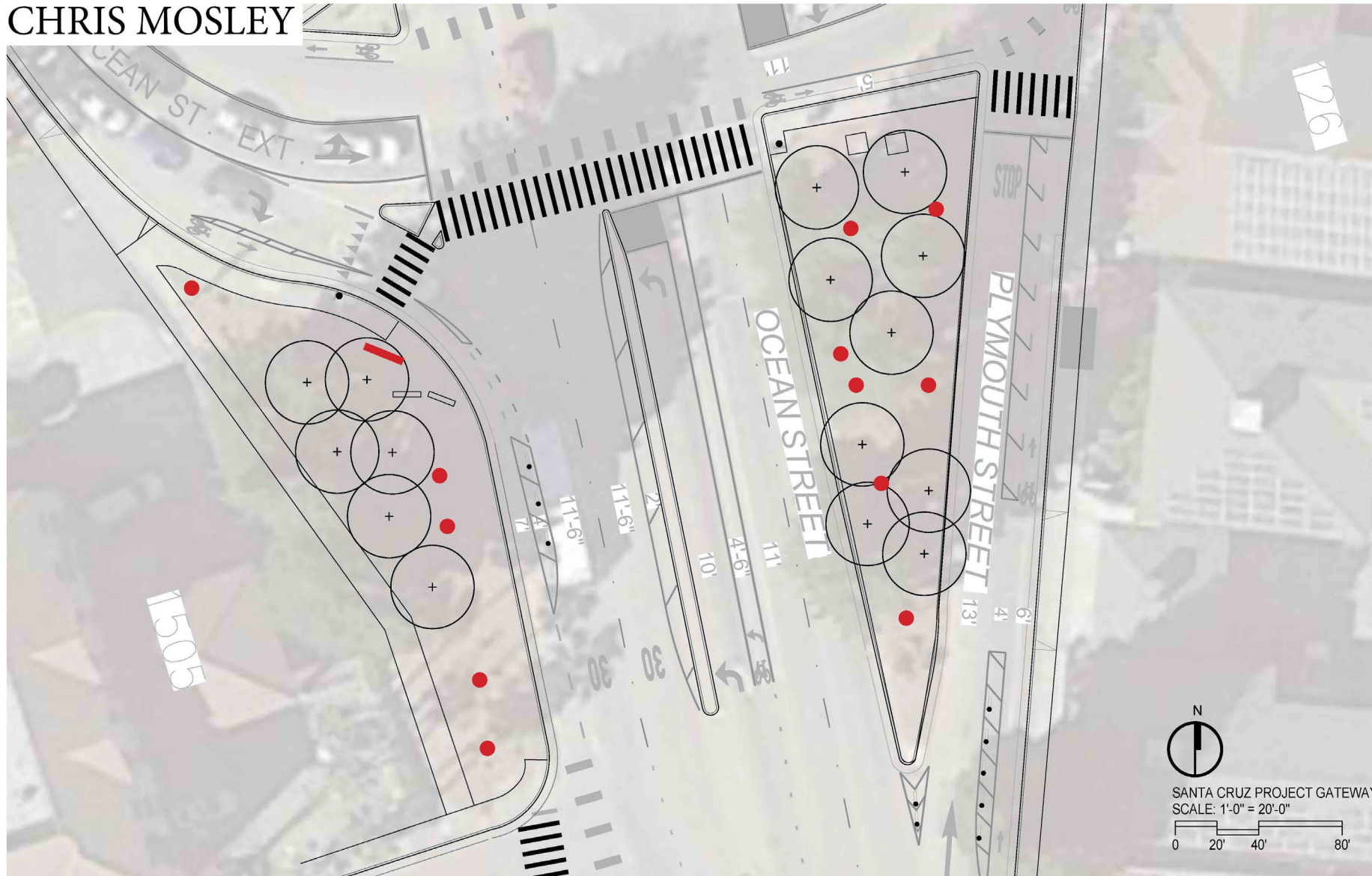
IN BUDGET

rhaa / LANDSCAPE ARCHITECTURE



SITE PLAN – ART LAYOUT FROM ARTIST


CHRIS MOSLEY



ART PLACEMENT FROM ARTIST



ART PLACEMENT FROM ARTIST



ART PLACEMENT FROM ARTIST



RHAA CONCEPT SITE PLAN

LANDSCAPE CONCEPT

- Art placement scattered through entire site
- Low native plants as groundcover
- Boulder ground clusters on east island for viewing
- 42" wood fence around central planting areas

ART

ARTIST SIGN

CONCRETE SPLIT RAIL FENCE
W/ BOARD FORM FINISH
LIGHT BOLLARD

(E) CONCRETE PATH

VISIBILITY
TRIANGLE

LIMIT OF WORK

(E) ABOVE GROUND UTILITIES


DG PATH

(E) REDWOOD

DG AREA

MULCHED PATH

PROJECT SITE
4,500SF



RHAA CONCEPT RENDERING



XI. Vandalism & Graffiti Prevention Measures

1. Material & Surface Treatments

- **Anti-Graffiti Coatings:** Apply a clear, sacrificial or permanent coating over concrete, metal, and mosaic surfaces to protect against spray paint or marker inks.
- **Scratch-Resistant Finishes:** Where feasible, incorporate scratch-resistant or polished surfaces (e.g., stainless steel or protective glass laminates) in high-contact areas.

• Surveillance & Monitoring

- **Cameras & Sightlines:** If possible, position security cameras or design the site with open sightlines so passersby and local enforcement can easily see suspicious activity.
- **Community Engagement:** Hosting unveiling events and involving local residents/everyone fosters a sense of collective ownership, reducing the likelihood of vandalism.

• Rapid Cleanup Policies

- **Graffiti Removal Protocol:** Have a quick-response procedure and cleaning supplies on hand. Rapid removal of graffiti or small paint tags often reduces repeat offenses.
 - **Maintenance Contact:** A posted or easily accessible contact number or website can encourage the public to report damage or vandalism quickly
-